



1701 38TH AVE W  
PO BOX 257  
SPENCER, IA 51301  
PHONE: 712-262-4191  
FAX: 712-262-0248  
SERVICE: 800-841-2222  
E-MAIL: [ccac@cyclecountry.com](mailto:ccac@cyclecountry.com)  
[www.cyclecountry.com](http://www.cyclecountry.com)

**Work**  
**POWER**  
**2000**

# **ATV BLADE HARDWARE**

**For BOMBARDIER ATVs**

## **Owner's Manual**

**MODEL NUMBER: 15-7511**

**CUSTOMER MUST RECEIVE A COPY OF THIS  
OWNERS MANUAL AT TIME OF SALE**

© 2003 Cycle Country Accessories Corp.

Rev.3  
11/22/06

MAN0090

**THANK YOU FOR YOUR PURCHASE OF OUR**

**Work  
POWER  
2000**

**SNOW PLOW**

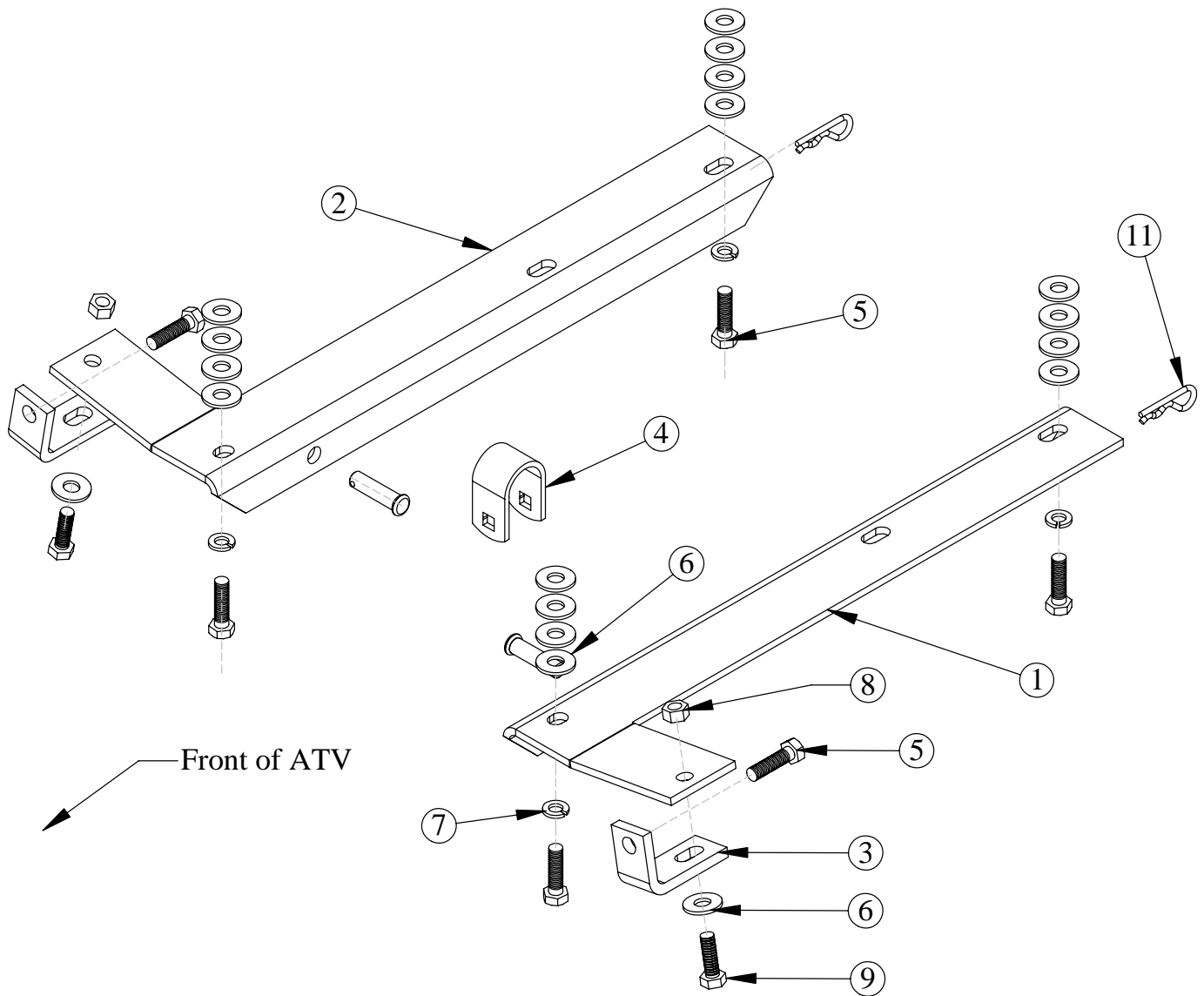
**ENCLOSED IN THIS KIT IS THE**

**ATTACHING HARDWARE KIT**

**TO HAVE A COMPLETE PLOW ASSEMBLY, YOU MUST HAVE AT LEAST FOUR BOXES:**

- 1. MODEL SPECIFIC ATTACHING HARDWARE KIT: TO ATTACH THE UNIVERSAL PUSH TUBE TO ATV.**
- 2. UNIVERSAL PUSH TUBE**
- 3. BLADE OF YOUR CHOICE (COLOR, STYLE, & SIZE)**
- 4. YOUR CHOICE OF BLADE LIFT METHODS,**
  - a. UNIVERSAL MANUAL LIFT: #15-0015**
  - b. ELECTRIC BLADE LIFT**
  - c. USE YOUR WINCH TO RAISE AND LOWER YOUR BLADE.**

**FOR SERVICE OR TECHNICAL SUPPORT CALL 1-800-841-2222**



## Model Number 15-7511 Parts List

ITEM NO.	QTY.	PART NO.	DESCRIPTION
1	1	CYC3186	Left Attaching Bracket
2	1	CYC3189	Right Attaching Bracket
3	2	CYC3191	Attaching Bracket Strap
4	1	CYC0835	1" U-Clamp Black
5	6	PUR1313	8 x 30 Metric Bolt
6	18	PUR1244	Flatwasher 5/16"
7	4	PUR1293	5/16" Lockwasher
8	2	PUR1275	Locknut 5/16" Nylock
9	2	PUR1155	5/16" x 1" Bolt
10	2	PUR1209	Clevis Pin .375 x 1.375 Y
11	2	PUR1249	#3 Hair Pin


**WARNING**

- Due to reduced ground clearance remove plow Mount Brackets before trail riding.
- Do not exceed 5 MPH with the blade or its brackets installed
- ◆ **Periodically check for wear and tightness of all bolts, nuts and fasteners. Replace or tighten as necessary.**

**All directions referring to the right and the left are when the operator is sitting on the ATV.**

**Model Number 15-7511  
Attaching Bracket Installation Instructions**

1. Locate and remove the outside bolt from the front of each of the footpad silver tubes. Retain original bolts for use when attaching brackets are removed. The metric nuts will be reused on the longer 8mm x 30mm bolts which replaced the original bolts.



2. There are four (4) 8mm x 25mm bolts under the machine that hold the skidpan in place. Retain these for use when attaching brackets are removed. These will be replaced one at a time with 8mm x 30mm bolts

and lockwashers and used to attach the right and left attaching brackets. First, remove the left-front 8mm x 25mm bolt, shown in picture. Insert the front 8mm x 30mm bolt on the **Left** attaching bracket (make sure the (4) flatwashers stay in place, as they are used as spacers and must fit up into the recessed area of the skid pan). Turn it only 3 – 4 turns so the attaching bracket can be easily moved and rotated.

3. Now remove the rear 8mm x 25mm bolt from the **Left** side of the ATV and insert the rear 8mm x 30 mm bolt into the rear of the **Left** attaching bracket. At this time, you should be able to align the hole in the attaching bracket strap with the hole for the bolt removed in step #1 and attach with the supplied 8mm x 30mm bolt. It will probably be necessary to loosen the 5/16” x 1” bolt and nylock nut that attaches the attaching bracket strap to the attaching bracket.
4. Tighten all bolts fully. Be sure to tighten each one a little at a time so that the bracket is allowed to position itself.
5. Repeat these steps for the **Right** attaching bracket.
6. If you are using the Cycle Country manual lift kit, the 1” U-clamp has to be installed over the pulley to protect it. The U-clamp fits **OUTSIDE** of the cable guide and **OUTSIDE** of the blade position lever bracket. (See picture below).





1701 38TH AVE W  
PO BOX 257  
SPENCER, IA 51301  
PHONE: 712-262-4191  
FAX: 712-262-0248  
SERVICE: 800-841-2222  
E-MAIL: [ccac@cyclecountry.com](mailto:ccac@cyclecountry.com)  
[www.cyclecountry.com](http://www.cyclecountry.com)

## **ONE YEAR LIMITED WARRANTY**


For the period of one year from the purchase date Cycle Country Accessories Corporation will replace for the original purchaser, free of charge, any part or parts, when found, upon examination by Cycle Country Accessories Corporation, to be defective in material, workmanship, or both.

All transportation cost incurred by the purchaser in submitting the material to Cycle Country Accessories Corporation for replacement under this warranty must be borne by the purchaser. If Cycle Country Accessories Corporation determines that the product must be returned to the factory for credit please call 1-800-841-2222 for an RMA number and shipping instructions.


The warranty does not apply to parts that have been damaged by accident, alteration, abuse, improper lubrication, normal wear, or other causes beyond Cycle Country Accessories Corporation's control. Products such as engines, electric motors, and actuators may carry an original manufacturer's warranty. Please call Cycle Country Accessories Corporation for information.



Cycle Country Accessories Corporation has been a world-renowned manufacturer of quality ATV products since 1981 and we hope you will enjoy your new Cycle Country accessory.



## Check out our other accessories



### We're the Industry Snow Blade leader:

48", 54", 60" & 72" Bear Force Straight Blades

52" & 60" State Plows

48", 60" & 72" 'V' Force Plow System

### If a winch is what you must have, then you've come to the right place:

1500lb and 2500lb Winches

We also have an extensive line of winch mounts for both Cycle Country and Warn winches

### If you need to haul more gear on your quad, check out our baskets:

Front Basket

Rear Basket

Rear Drop Basket

### If you need to mow the trail before you go riding one of these will help:

Our 54" finish cut Quick Silver54 can be mounted in front or towed behind your ATV

The 48" Rough Cut will handle your toughest mowing jobs

The Rough Cut 44 provides an economical way to handle all your mowing needs

### If you are into deer hunting and want to make a food plot, you will love our 3 Point Hitch & Implements:

Rear Blade

Moldboard Plow

Spreader

Furrower

Rake

Cultivator

Disk Harrow

### And many more accessories to help you Work Hard and Play Hard:

For more information call us at 1-800-841-2222, or on the web at [www.cyclecountry.com](http://www.cyclecountry.com)