



1701 38TH AVE W
PO BOX 257
SPENCER, IA 51301
PHONE: 712-262-4191
FAX: 712-262-0248
SERVICE: 800-841-2222
E-MAIL: ccac@cyclecountry.com
www.cyclecountry.com

Work
POWER
2000

ATV BLADE HARDWARE

For POLARIS ATVs

OWNER'S MANUAL

MODEL NUMBER: 15-3541

**CUSTOMER MUST RECEIVE A COPY OF THIS
OWNERS MANUAL AT TIME OF SALE**

THANK YOU FOR YOUR PURCHASE OF OUR

**Work
POWER
2000**

SNOW PLOW

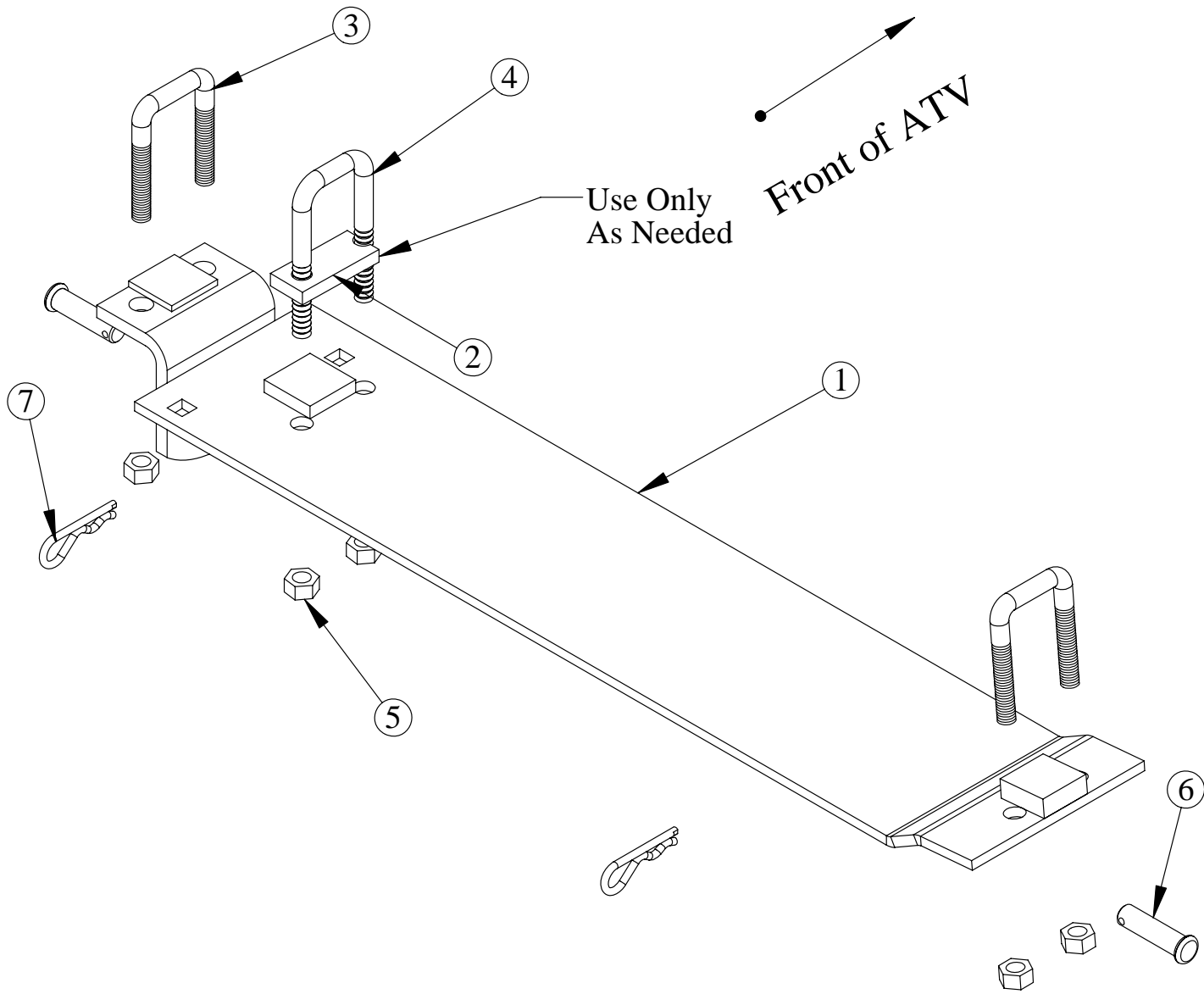
ENCLOSED IN THIS KIT IS THE

ATTACHING HARDWARE KIT

TO HAVE A COMPLETE PLOW ASSEMBLY, YOU MUST HAVE AT LEAST FOUR BOXES:

- 1. MODEL SPECIFIC ATTACHING HARDWARE KIT: TO ATTACH THE UNIVERSAL PUSH TUBE TO ATV.**
- 2. UNIVERSAL PUSH TUBE**
- 3. BLADE OF YOUR CHOICE (COLOR, STYLE, & SIZE)**
- 4. YOUR CHOICE OF BLADE LIFT METHODS,**
 - a. UNIVERSAL MANUAL LIFT: #15-0015**
 - b. ELECTRIC BLADE LIFT**
 - c. USE YOUR WINCH TO RAISE AND LOWER YOUR BLADE.**

FOR SERVICE OR TECHNICAL SUPPORT CALL 1-800-841-2222



Model Number 15-3541 Parts List

ITEM NO.	QTY.	PART NO.	DESCRIPTION
1	1	CYC4413	Blade Mount
2	1	CYC4893	Spacer
3	2	PUR1424	5/16" x 1-1/8" x 2" Sq. U-Bolt
4	1	PUR1423	5/16" x 1-1/8" x 2-3/4" Sq. U-Bolt
5	6	PUR1275	Locknut 5/16" Nylock
6	2	PUR1209	3/8" Clevis Pin (CP38-1.25)
7	2	PUR1249	#3 Hair Pin



WARNING

- Due to reduced ground clearance remove plow Mount Brackets before trail riding.
- Do not exceed 5 MPH with the blade or its brackets installed
- ◆ Periodically check for wear and tightness of all bolts, nuts and fasteners.
Replace or tighten as necessary

All directions referring to the right and the left are when the operator is sitting on the ATV.

Model Number 15-3541 Attaching Bracket Installation Instructions

1. Place the 5/16" x 1-1/8" x 2" square U-bolt onto the right side front footrest brace. (See picture below). Loosely attach the blade mount onto the ATV using the square U-bolt and nylock nuts.
2. Place the 5/16" x 1-1/8" x 2" square U-bolt and 5/16" x 1-1/8" x 2-3/4" square U-bolt onto the left side front footrest brace. (See picture below). Loosely attach the blade mount onto the ATV with the square U-bolts and nylock nuts. On some models you will need to use a CYC4893 Spacer on the 5/16" x 1-1/8" x 2-3/4" square U-bolt.





1701 38TH AVE W
PO BOX 257
SPENCER, IA 51301
PHONE: 712-262-4191
FAX: 712-262-0248
SERVICE: 800-841-2222
E-MAIL: ccac@cyclecountry.com
www.cyclecountry.com

ONE YEAR LIMITED WARRANTY

For the period of one year from the purchase date Cycle Country Accessories Corporation will replace for the original purchaser, free of charge, any part or parts, when found, upon examination by Cycle Country Accessories Corporation, to be defective in material, workmanship, or both.

All transportation cost incurred by the purchaser in submitting the material to Cycle Country Accessories Corporation for replacement under this warranty must be borne by the purchaser. If Cycle Country Accessories Corporation determines that the product must be returned to the factory for credit please call 1-800-841-2222 for an RMA number and shipping instructions.

The warranty does not apply to parts that have been damaged by accident, alteration, abuse, improper lubrication, normal wear, or other causes beyond Cycle Country Accessories Corporation's control. Products such as engines, electric motors, and actuators may carry an original manufacturer's warranty. Please call Cycle Country Accessories Corporation for information.



Cycle Country Accessories Corporation has been a world-renowned manufacturer of quality ATV products since 1981 and we hope you will enjoy your new Cycle Country accessory.

Check out our other accessories

We're the Industry Snow Blade leader:

48", 54", 60" & 72" Bear Force Straight Blades

52" & 60" State Plows

48", 60" & 72" 'V' Force Plow System

If a winch is what you must have, then you've come to the right place:

1500lb and 2500lb Winches

We also have an extensive line of winch mounts for both Cycle Country and Warn winches

If you need to haul more gear on your quad, check out our baskets:

Front Basket

Rear Basket

Rear Drop Basket

If you need to mow the trail before you go riding one of these will help:

Our 54" finish cut Quick Silver54 can be mounted in front or towed behind your ATV

The 48" Rough Cut will handle your toughest mowing jobs

The Rough Cut 44 provides an economical way to handle all your mowing needs

If you are into deer hunting and want to make a food plot, you will love our 3 Point Hitch & Implements:

Rear Blade

Moldboard Plow

Spreader

Furrower

Rake

Cultivator

Disk Harrow

And many more accessories to help you Work Hard and Play Hard:

For more information call us at 1-800-841-2222, or on the web at www.cyclecountry.com