



1701 38TH AVE W  
PO BOX 257  
SPENCER, IA 51301  
PHONE: 712-262-4191  
FAX: 712-262-0248  
SERVICE: 800-841-2222  
E-MAIL: [ccac@cyclecountry.com](mailto:ccac@cyclecountry.com)  
[www.cyclecountry.com](http://www.cyclecountry.com)

**ATV**  
**BLADE HARDWARE**  
**For**  
**TGB OUTBACK 425**

*Owner's Manual*

**Work**  
**POWER**  
**2000**

**MODEL NUMBER: 15-8610**

**CUSTOMER MUST RECEIVE A COPY OF THIS  
OWNER'S MANUAL AT TIME OF SALE**

© 2007 Cycle Country Accessories Corp.

12/6/07

MAN0182

**THANK YOU FOR YOUR PURCHASE OF OUR**

**Work  
POWER  
2000**

**SNOW PLOW**

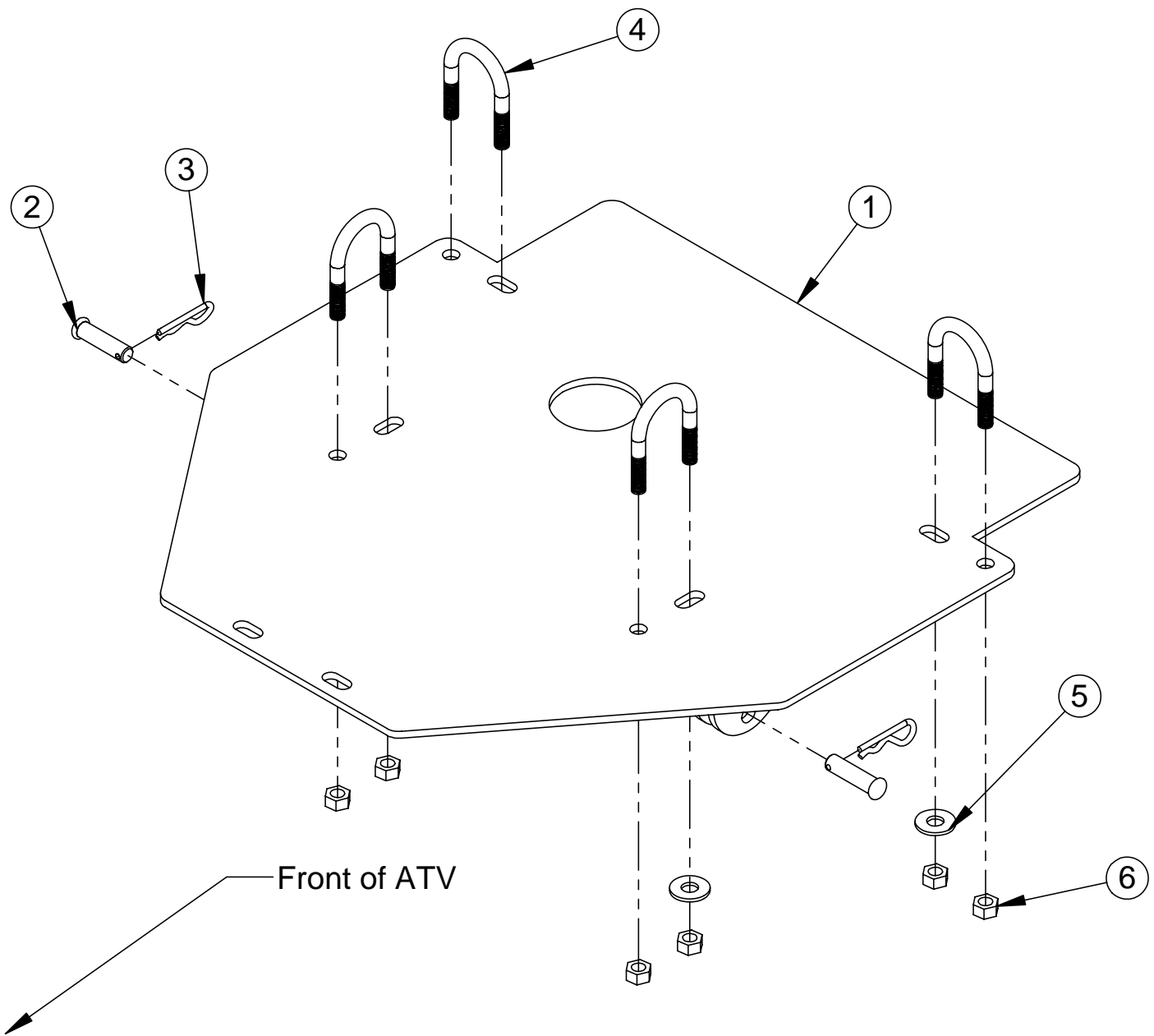
**ENCLOSED IN THIS KIT IS THE**

**ATTACHING HARDWARE KIT**

**TO HAVE A COMPLETE PLOW ASSEMBLY, YOU MUST HAVE AT LEAST FOUR BOXES:**

- 1. MODEL SPECIFIC ATTACHING HARDWARE KIT: TO ATTACH THE UNIVERSAL PUSH TUBE TO ATV.**
- 2. UNIVERSAL PUSH TUBE**
- 3. BLADE OF YOUR CHOICE (COLOR, STYLE, & SIZE)**
- 4. YOUR CHOICE OF BLADE LIFT METHODS,**
  - a. UNIVERSAL MANUAL LIFT: #15-0015**
  - b. ELECTRIC BLADE LIFT**
  - c. USE YOUR WINCH TO RAISE AND LOWER YOUR BLADE.**

**FOR SERVICE OR TECHNICAL SUPPORT CALL 1-800-841-2222**



## Model Number 15-8610 Parts List

ITEM NO.	QTY.	PART NO.	DESCRIPTION
1	1	CYC5668	Blade Mount Weldment
2	2	PUR1209	Clevis Pin .375 x 1.375 Yellow Zinc
3	2	PUR1249	#3 Hair Pin
4	4	PUR1419	U-Bolt 5/16" x 1-1/4" x 2"
5	4	PUR1244	Flatwasher 5/16"
6	8	PUR1275	Locknut 5/16" Nylock Clear Zinc

**\*\*WARNING\*\***

- **Due to reduced ground clearance, remove plow Mount Brackets before trail riding.**
- **Do not exceed 5 MPH with the blade or its brackets installed.**


**MAINTENANCE**

- **Periodically check for wear and tightness of all bolts, nuts and fasteners. Replace or tighten as necessary.**

**15-8610**

**BLADE MOUNT INSTALLATION INSTRUCTIONS**

1. Remove the skid plate from the ATV.
2. Position the 5/16" x 1-1/4" x 2" U-bolts (Item 4) over the frame of the ATV as shown in the picture below.



3. Align the hole on the blade mount weldment (Item 1) to the oil drain on the engine and install the blade mount weldment to the ATV frame using supplied hardware.



4. If the ATV has an aluminum skid plate, re-use the hardware to secure the front skid plate to the ATV using the slots provided in the blade mount weldment.



1701 38TH AVE W  
PO BOX 257  
SPENCER, IA 51301  
PHONE: 712-262-4191  
FAX: 712-262-0248  
SERVICE: 800-841-2222  
E-MAIL: [ccac@cyclecountry.com](mailto:ccac@cyclecountry.com)  
[www.cyclecountry.com](http://www.cyclecountry.com)

## **ONE YEAR LIMITED WARRANTY**

For the period of one year from the purchase date Cycle Country Accessories Corporation will replace for the original purchaser, free of charge, any part or parts, when found, upon examination by Cycle Country Accessories Corporation, to be defective in material, workmanship, or both.

All transportation cost incurred by the purchaser in submitting the material to Cycle Country Accessories Corporation for replacement under this warranty must be borne by the purchaser. If Cycle Country Accessories Corporation determines that the product must be returned to the factory for credit please call 1-800-841-2222 for an RMA number and shipping instructions.


The warranty does not apply to parts that have been damaged by accident, alteration, abuse, improper lubrication, normal wear, or other causes beyond Cycle Country Accessories Corporation's control. Products such as engines, electric motors, and actuators may carry an original manufacturer's warranty. Please call Cycle Country Accessories Corporation for information.



Cycle Country Accessories Corporation has been a world-renowned manufacturer of quality ATV products since 1981 and we hope you will enjoy your new Cycle Country accessory.



## Check out our other accessories



### We're the Industry Snow Blade leader:

48", 54", 60" & 72" Bear Force Straight Blades      52" & 60" State Plows

72" 'V' Force Plow System      "New" A.R.M. 52" Plow available in Poly or Steel Blade

### If a winch is what you must have, then you've come to the right place:

1500lb and 2500lb Winches

We also have an extensive line of winch mounts for both Cycle Country and Warn winches

### If you need to haul more gear on your quad, check out our baskets:

Front Basket

Rear Basket

Rear Drop Basket

All Purpose Basket

"New" Poly Rear Drop Basket

### If you need to mow the trail before you go riding one of these will help:

Our 54" finish cut Quick Silver 54 can be mounted in front or towed behind your ATV

The 48" Rough Cut will handle your toughest mowing jobs

The Rough Cut 44 provides an economical way to handle all your mowing needs

### If you are into deer hunting and want to make a food plot, you will love our 3 Point Hitch & Implements:

Rear Blade

Moldboard Plow

Furrower

Rake

Cultivator

Disk Harrow

### If you have a landscaping or gardening project, check out our "Work Ready" Tow Behind Implements:

Universal Tow Frame

Cultivator

Rake

Rear Blade

Disc

Disk Harrow

### And many more accessories to help you Work Hard and Play Hard:

For more information call us at 1-800-841-2222, or on the web at [www.cyclecountry.com](http://www.cyclecountry.com)